



W

Integrated Literacy

Wizard's Walk Restaurant

Ontario Curriculum Literacy Unit

Integrated with Reading, Writing, Spelling, and Technology

Name:

Ontario Curriculum Unit
Integrated Literacy
Reading, Writing, Spelling, and Technology

Licensed to the teacher for white board display, use on student devices, or printable handouts within the teacher's own classroom.

Wizard's Walk Restaurant

Author: Patrick Lashmar and Jack Booth
Illustrated by David Carson



ISBN: 978-1-5250-0024-9

Copyright 2017 Tree House Press Inc.

All rights reserved.

Permission to reprint, distribute, and display for classroom use is granted to the licensee's classroom only. Licensee's name and license number shown below.

Find more lessons like this at: ontariocurriculumunits.ca





L

esson Expectations and Rubric



Expectation	Level 1	Level 2	Level 3	Level 4
Demonstrating Understanding				
Making Inferences, Interpreting Texts				
Extending Understanding				
Spelling Familiar Words				
Spelling Unfamiliar Words				
Word Choice				
Vocabulary / Resources				
Organizing Ideas				
Producing Drafts				
Editing / Proofreading				
Producing Finished Work				
Technology: THPLink				

Comments:

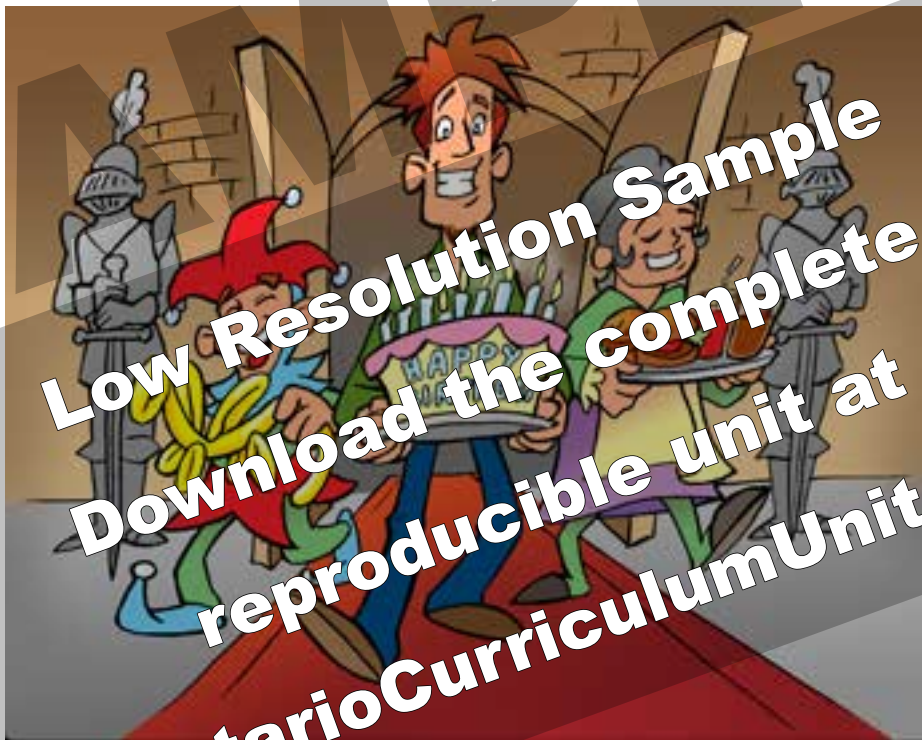


R

esponding to the Reading


Enjoy reading the selection that follows.

WIZARD'S WALK RESTAURANT



It was Jackson's birthday. The Tree House gang took him to The Wizard's Walk Restaurant. It's a cool theme restaurant in an old stone building that looks like a castle. To enter, you have to cross a wooden drawbridge.

One of the ladies at the door welcomed everyone. Then she led all of them to a table in the dungeon room. There were chains and padlocks everywhere. Now that's a strange and exciting



place to have a birthday party! (As long as they let you go home when it's over.)

Soon after, the smiling lord came over to welcome the crew. Someone dressed as a palace fool followed. He made balloon animals and a special dragon for Jackson.

Then, friendly maidens came to take food orders. In a few minutes, the food came. But there were only knives to eat with - no forks or spoons. But everyone had fingers!

To everyone's surprise, Mr. Burger arrived at the party. He was carrying a huge birthday cake. After everyone had eaten, two knights came out on stage. They said it was time for the sword-fight and they needed a volunteer. Everyone looked at Jackson!

Low Resolution sample

Download the complete, reproducible unit at

THPLink Number 100008

Scan the QR Code or visit the website below. Listen as Jackson reads the story and watch the video presentation of this Tree House Gang adventure.

With a family member or your teacher, search online for menus for some local restaurants.

Which one would you take your dad to on Father's Day? Why did you select this restaurant?

<http://thplink.tv/100008.html>



1. At The Wizard's Walk, what jobs did the following people do?

a. the ladies at the door _____

b. the palace fool _____

c. the lord _____

d. the knights _____

2. The friends ate in:

a. the dining room

b. the chapel

c. the Great Hall

d. the dungeon

5. A good title for this story would be:

a. Jackson's Birthday Party

b. The Castle

c. Sword Fighting

d. Mr. Bruce Brings a Cake

3. To enter the restaurant they:

a. took an elevator

b. walked up stairs

c. crossed a drawbridge

d. went through the kitchen

6. The friends found out that they would need to eat with:

a. only a spoon

b. a knife and fork

c. a knife and fork

d. their fingers and a knife

4. The fool made Jackson a:

a. dog

b. dragon

c. bird

d. cat

7. We know from the illustration that someone ordered:

a. a pizza

b. hamburgers

c. hot dogs

d. a salad



8. How was The Wizard's Walk designed to make it seem like a medieval castle? List three details.

9. Who was expected to join in the sword fight? How do you think this will turn out? Explain your ideas.

10. Tell about the best party you ever attended. Who was there? Where was it held? What did you do at the party? Why was it so much fun?



11. Do you make healthy food choices when you eat in a restaurant? Here are ten menu items available in many restaurants: fries and gravy, mixed fruit bowl, chocolate ice cream sundae, broccoli with cheese, baked fish, deep fried chicken, vegetable soup, chicken stir-fry, vegetable salad, cheesecake. Categorize these choices on the two lists below.

Healthy Choices

Not So Healthy Choices

Compare and discuss your lists with a partner.

12. In the box below, illustrate your favourite scene from the story. Use as many story details as you can. Sketch and then colour.



P

Prepare for Word Study




Word List

Theme Words

lord
ladies
knights
maidens
fool
castle
lungeon
drawbridge

Pattern Words

action
sculpture
structure
question
friction
action
temperature



Low Resolution Sample
Download the complete,
reproducible unit at
OntarioCurriculumUnits.ca

Study Plan

After the pretest, work with a partner. Look at the words you misspelled. Study together to learn your problem words. Test each other until you both know all the words.



U

nderstanding Words



1. All eight of the unit theme words were used in the story to help show their meanings. Find and underline each theme word in the story.

2. Use list words to match these clues.

a. warning; tell someone to take care _____

b. something asked; to get information _____

c. a kind of movement _____

d. two things rubbing against each other to create _____

e. the art of carving stone or other material _____

3. Write nine, two-syllable list words on the lines below. Draw a line between the syllables in each.



4. Write the list word that has four syllables.

5. All of the theme words in red are nouns. Some are plural nouns and some are singular nouns. Put the red list words into the correct column below.

Singular Words

Plural Words

6. Some of the theme words have five letters. Box the silent letters in each theme word below.

knight

castle

7. The word **ladies** is plural. The singular word is **lady**. Notice how the **y** changes to **ie** with an **s** in the plural form. Write the plural of the following words ending in **y**.

baby _____ caddy _____ daddy _____





U

nderstanding Word Patterns



Word Pattern: **—tion, —ture endings**

1. Read the words below with the **—tion** and the **—ture** endings.

structure

question

literature

action

friction

sculpture

caution

Circle the 4-letter endings of the words above. Say the words out loud and pay attention to the ending sounds.

2. Put the **—tion** and **—ture** ending words above in the correct number into the correct family lists below.

—tion family

—ture family

_____	_____
_____	_____
_____	_____
_____	_____



3. Choose one word from the **-tion** word family and one word from the **-ture** word family. Use both words in one sentence on the lines below.

4. The **t** in the pattern words makes the **sh sound** when read. Find a smaller word in each of the following pattern words and write the smaller words on the lines provided. Notice how the **t sound** changes in the smaller words.

a. action _____

b. sculpture _____

c. question _____

5. Let's make some new words by changing some parts of the pattern words. Follow the directions and write the new words on the lines provided.

a. action: add an **s** _____

b. friction: replace the first **i** with **a** _____

c. caution: add **ary** to the end _____

d. question: add **able** to the end _____

e. structure: add a **d** to the end _____

Download the complete, reproducible unit at OntarioCurriculumUnits.ca



6. Decode the mystery words. Study the finger spelling signs.
Now write the code words on the lines below.



a



c



d



e



f



i



k



l



m



o



r



SAMPLE
Low Resolution Sample
Download the complete,
reproducible unit at
OntarioCurriculumUnits.ca



P rocess Writing



Design a Restaurant Menu

You enjoyed your birthday party at The Wizard's Walk Restaurant. You have been selected by the manager to help design a new menu. Think about the items you will offer on your menu. Think about the graphics you will use in your menu design.

Generate Ideas, Plan, and Organize

In point form, brainstorm ideas for your menu.

Starters

Main Courses

Desserts

Low Resolution Sample
Download the complete,
reproducible unit at
OntarioCurriculumUnits.ca



Write Your First Draft

Design your menu below. Add some graphics.

Wizard's Walk Restaurant Menu



Edit and Proofread

Edit and proofread with a partner, a small group, or your teacher.



Publish and Share

Date: _____

Author: _____

Wizard's Walk Restaurant Menu

SAMPLE

Low Resolution Sample
Download the complete,
reproducible unit at
OntarioCurriculumUnits.ca

