



U

nsolved Mystery

Integrated Literacy

Ontario Curriculum Literacy Unit

Integrated with Reading, Writing, Spelling, and Technology



Name:

Ontario Curriculum Unit
Integrated Literacy
Reading, Writing, Spelling, and Technology

Licensed to the teacher for white board display, use on student devices, or printable handouts within the teacher's own classroom.

Unsolved Mystery

Author: Patrick Lashmar and Jack Booth
Illustrated by David Carson



ISBN: 978-1-5250-0021-8

Copyright 2017 Tree House Press Inc.

All rights reserved.

Permission to reprint, distribute, and display for classroom use is granted to the licensee's classroom only. Licensee's name and license number shown below.

Find more lessons like this at: ontariocurriculumunits.ca





L

esson Expectations and Rubric




Expectation	Level 1	Level 2	Level 3	Level 4
Demonstrating Understanding				
Making Inferences, Interpreting Texts				
Extending Understanding				
Spelling Familiar Words				
Spelling Unfamiliar Words				
Word Choice				
Vocabulary / Resources				
Organizing Ideas				
Producing Drafts				
Editing / Proofreading				
Producing Finished Work				
Technology: THPLink				
Comments:				





R

esponding to the Reading




Enjoy reading the mystery story that follows.

UNSOLVED MYSTERY



The Tree House gang was skateboarding when the mystery started. They noticed a stranger at the old shoe factory. A large, black car had driven up to the front of the building. A tall lady in a wide hat walked up to the door. Who would be interested in an old falling-down building? The crew decided to investigate. Maybe there was a crime going on.

A light rain was falling and fog rolled in across the river. They were looking for some clue to explain the unusual visitor. Sophia thought she heard a howl coming from the structure. That was when fear hit the crew. What were they doing?



4



Somebody was sending a text message to Lei. It was Jackson wondering what the friends were doing tonight. Lei did text back, “Secret, tell you later, if we make it.”

Then they all heard a moan. It was Liam. He had tripped over something on the lawn. It was a sign that read “For Sale.”

The tall lady knocked on the huge door. It opened slowly. They could see it was him again — Captain Coldheart. He handed the tall lady a briefcase.

Suddenly, Ransom charged through the door. He was headed for the crew!

THPLink Number 100005

Scan the QR Code or go to the website below. Listen as Jackson reads the story and watch the video presentation of this Tree House Gang adventure.

With a family member or your teacher, search online for mystery stories for children. Read these and select one to rehearse so you can present it to some friends or a family member.

<http://thplink.tv/100005.html>



1. Complete the following.

- a. In the story, underline the name of the character who received a text message.
- b. Draw a box around the name of the character who tripped over the sign
- c. Draw a line through the name of the character who thought she heard a howl.

2. The friends were:

- a. hiking
- b. biking
- c. skateboarding
- d. playing baseball

5. What strange noise did the friend's hear?

- a. a scream
- b. whispering
- c. scary music
- d. a howl

3. In the illustration, Captain Coldheart is:

- a. smiling
- b. laughing
- c. crying
- d. frowning

6. The name Coldheart suggests that the Captain is:

- a. happy person
- b. very excited
- c. mean and nasty
- d. sick

4. Liam moaned because:

- a. he fell off his skateboard
- b. he fell over the sign
- c. he felt sick
- d. he was very sad

7. A good title for this story would be:

- a. The Shoe Factory Mystery
- b. Captain Coldheart
- c. Skateboarding Adventure
- d. Ransom Attacks the Kids



8. Think about it! Use your imagination. What might be going on between Captain Coldheart and the lady? Write a paragraph explaining your ideas.

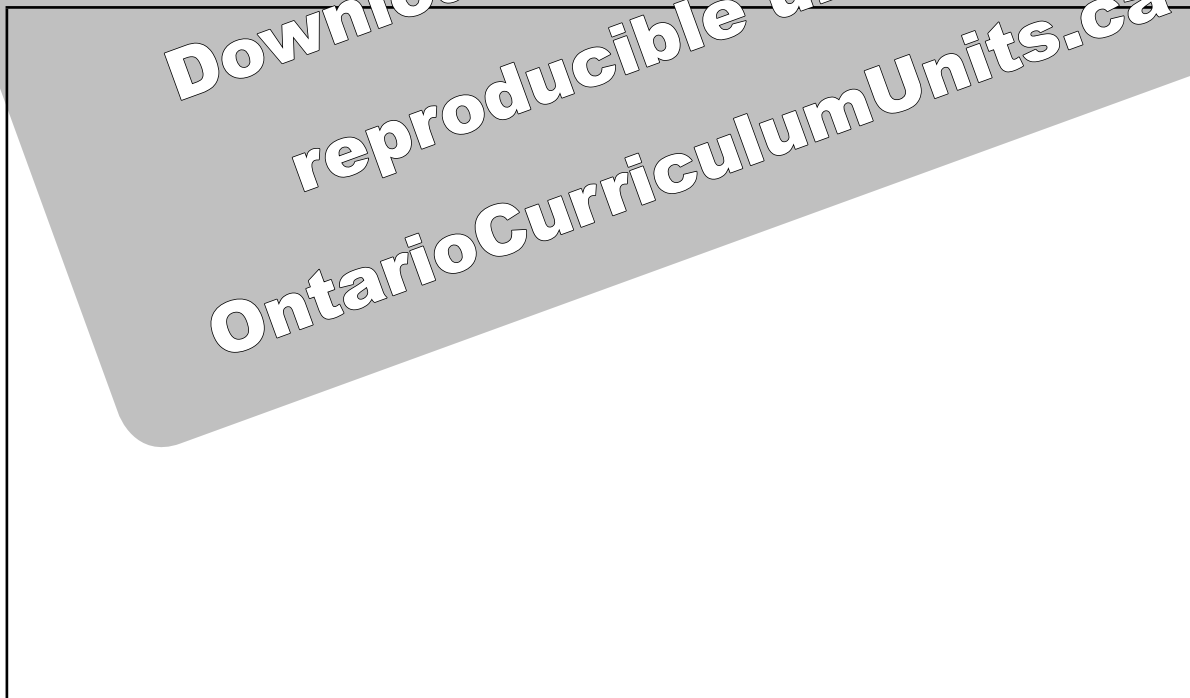
9. Ransom is charging through the door. He is racing towards the Tree House Gang. What will happen next? Write a new ending to this story.

Low Resolution sample
Download the complete,
reproducible unit at
OntarioCurriculumUnits.ca



10. Look carefully at the illustration. The artist makes Captain Coldheart and Ransom look very mean and scary. List four details from the illustration that shows us this.

11. In the box below, illustrate your favourite part of the story. Include as many specific details as you can. Sketch first then colour.



Low Resolution Sample
Download the complete, reproducible unit at
OntarioCurriculumUnits.ca



P

Prepare for Word Study


Word List

Theme Words

strange
stranger
fear
crime
fog
mystery
clue

Pattern Words

moan
groan
cry
row
slow
no



Low Resolution Sample
Download the complete,
reproducible unit at
OntarioCurriculumUnits.ca

Study Plan

Word families can help you write new words. If you can write loan then moan, and groan are easy to write. Circle the list words that belong to the **oan** word family. Box the list words that belong to the **ow** word family.



U

nderstanding Words



1. All eight of this unit's theme words were used in the story to help show their meaning. Find and circle each theme word in the story.
2. In each column below, there are three letters. Circle one letter from each column to spell one of the list words. Clue: someone you don't know.

f	t	q	f	n	j	l	r
x	u	r	g	h	k	e	w
s	w	u	a	i	g	o	v

The list word: _____

3. Write three theme words that would appear in the dictionary before fog.

4. Use a theme word to complete each sentence below.

a. What he did was against the law. It was a
_____.

b. Thick _____ rolled in from the river.



10



5. Look at the two lists words **strange** and **stranger**. The letter **r** was added to **strange** to make the new word **stranger**. Add **r** or **er** to the following words to make new words.

a. play _____

e. start _____

b. farm _____

f. drive _____

c. teach _____

g. roll _____

d. walk _____

h. charge _____

6. Five list words have two vowel sounds side-by-side. Write them on the lines below.

7. Look at the theme words on page 9. Find and write the root word for each of the words below.

a. mysterious _____

d. foggiest _____

b. criminal _____

e. strangeness _____

c. fearful _____

f. rainy _____

8. Write the three-syllable theme word.



9. Circle the synonym for each word below.

- a. strange: unusual, normal, scary, large
- b. crime: dirt, good deed, felony, detective
- c. rain: snow, fog, cloud, shower
- d. weep: shout, cry, moan, call

10. Look at the theme words again. Each of the short words below can be found in one of the theme words. Write the correct theme words on the lines below.


- a. ran _____
- b. in _____
- c. anger _____
- d. ear _____
- e. rim _____
- f. my _____

11. Write the correct theme words that rhyme with each word below.

- a. history _____
- b. chain _____
- c. danger _____
- d. deer _____
- e. dime _____
- f. few _____

12. Complete each expression below with an appropriate theme word.

- a. _____ doesn't pay. (don't break the law)
- b. It's a _____ to me. (I don't know!)
- c. The police had no _____. (no leads.)





U

nderstanding Word Patterns



Word Pattern: long o sound with oa, ow, o

1. The words below have the **long o sound** spelled with **oa** (as in **goat**), **ow** (as in **snow**), or **o** (as in **go**). Underline the letters that make the **long o sound** in each word below.

moan

crow

slow

groan

row

no

2. Not all words with the letter **o** have the **long o sound**. Circle the words below that have the **long o sound**.

auto

sofa

to

door

dove

about

collar

bone

code

rode

grow

fog

3. On the lines below, write four pattern words that rhyme with blow.



4. Look at the pattern words on page 9. Put these **long o sound** words into the correct word family lists below. After you have added the words from above, add your own words to complete each word family list.

oa family

ow family

o family

5. Expand each list below to make **two** new words by adding **ed**, **s**, **ing**, or something else.

a. groan: _____

b. crow: _____

c. row: _____,

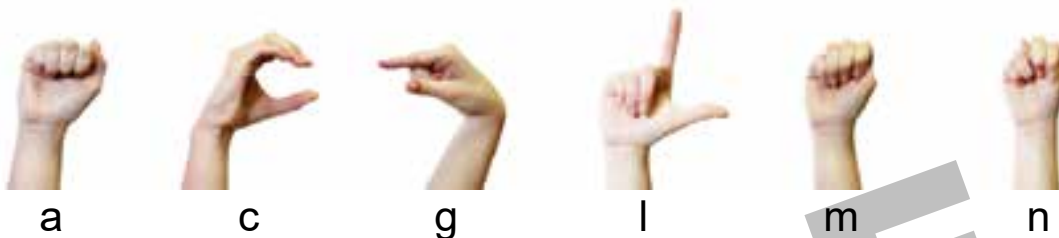
d. moan: _____,

e. slow: _____,

f. go: _____,



6. Decode the mystery words. Study the finger spelling signs. Now write the code words on the lines below.



SAMPLE
Low Resolution Sample
Download the complete,
reproducible unit at
OntarioCurriculumUnits.ca

P

rocess Writing

Write a Scary Story

The Tree House Gang was involved in many adventures with Captain Coldheart and Ransom. Using these characters write your own scary story.

Generate Ideas, Plan, and Organize

Complete the planner below to generate ideas.

Low Resolution Sample

Character

Story Web

Setting

Download the complete,
reproducible unit at
OntarioCurriculumUnits.ca

Problem to Be Solved

Solution

Write Your First Draft

SAMPLE

Low Resolution Sample

Download the complete,
reproducible unit at

OntarioCurriculumUnits.ca



SAMPLE

Low Resolution Sample

Download the complete,
reproducible unit at

OntarioCurriculumUnits.ca



Edit and Proofread

Edit and proofread with a partner, a small group, or your teacher.

Editing Checklist

- Does the story have a good beginning, middle and end?
- Are my ideas clear and easy to understand?
- Have I described the main characters well?
- Did I describe the setting well?
- Have I clearly stated the problem to be solved?
- Did I tell how the characters solved the problem?
- Does my title tell the main idea of the story?
- Does each paragraph have a clear topic?
- Did I use effective adjectives and adverbs to describe my characters and setting?
- Should I use a thesaurus to select the best words possible?
- Will my story scare my readers?

Proofreading Checklist

- Do all my sentences make sense?
- Have I written in complete sentences?
- Does every sentence begin with a capital letter?
- Is the ending punctuation correct?
- Are all the words spelled correctly?
- Should I use a dictionary?
- Is my writing easy to read?
- Did I use quotation marks correctly for direct speech?



Publish and Share

Date: _____

Author: _____

Title: _____

SAMPLE

Low Resolution Sample
Download the complete,
reproducible unit at
OntarioCurriculumUnits.ca



SAMPLE

Low Resolution Sample

Download the complete,
reproducible unit at

OntarioCurriculumUnits.ca

