

Integrated Literacy

O ur Log Cabin Adventure

Ontario Curriculum Literacy Unit

Integrated with Reading, Writing, Spelling, and Technology



Name:

Ontario Curriculum Unit
Integrated Literacy
Reading, Writing, Spelling, and Technology

Licensed to the teacher for white board display, use on student devices, or printable handouts within the teacher's own classroom.

Our Log Cabin Adventure

Author: Patrick Lashmar and Jack Booth
Illustrated by David Carson



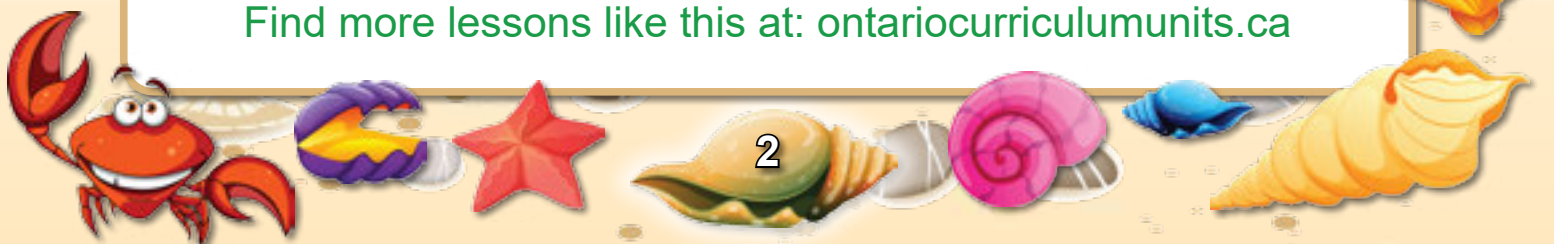
ISBN: 978-1-5250-0019-5

Copyright 2017 Tree House Press Inc.

All rights reserved.

Permission to reprint, distribute, and display for classroom use is granted to the licensee's classroom only. Licensee's name and license number shown below.

Find more lessons like this at: ontariocurriculumunits.ca





L

esson Expectations and Rubric



Expectation	Level 1	Level 2	Level 3	Level 4
Demonstrating Understanding				
Making Inferences, Interpreting Texts				
Extending Understanding				
Spelling Familiar Words				
Spelling Unfamiliar Words				
Word Choice				
Vocabulary / Resources				
Organizing Ideas				
Producing Drafts				
Editing / Proofreading				
Producing Finished Work				
Technology: THPLink				

Comments:



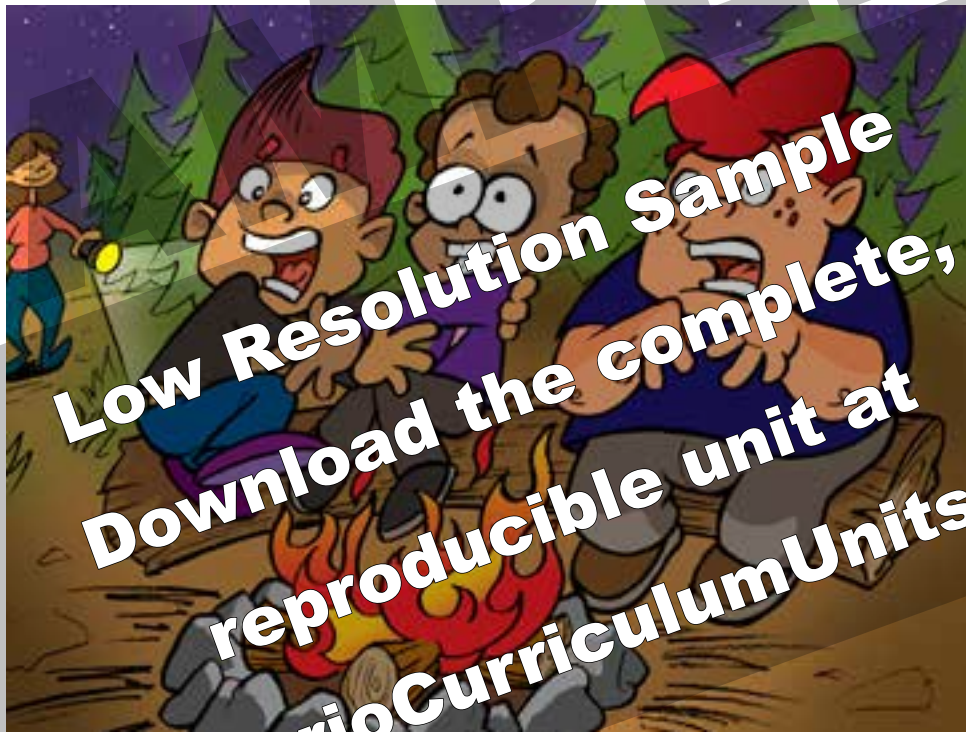


R

esponding to the Reading

Enjoy reading the selection that follows.

OUR LOG CABIN ADVENTURE



Liam's family rented a log cabin for the first two weeks of July. His friends Antonio and Quincy went with him to share in the good times.

They were surprised to meet Jackson by the lake. He was staying at a friend's cottage on the same lake. And they all did share some good times.



4



One day, they pretended that their little boat was a great pirate ship. They won many battles from that deck. They even built a secret fort in the thick woods where they hid their treasure.

Another day, Liam's dad took them all out on the lake to fish. Antonio caught the biggest fish. (It grows bigger every time he talks about it!)

One evening, all the friends had a cool swim in the lake. They warmed up by a crackling campfire on the beach. After dark, Jackson said, "I've got the scariest story ever. It took place on a dark, misty night on the same lake we're staying at!" He called it "The Ghostly Canoeist." Nobody said anything, but one thing was for sure. They were all really happy when Liam's dad came out with a flashlight to take them back to the camp.


THPlink Number 100003

Scan the QR Code or go to the website below to listen as Jackson reads the story and watch the video presentation of this Tree House Camp adventure.

With a family member or your teacher, search online for campfire ghost stories for children.

Enjoy reading some of these. Select the one you like best to read to your family or friends.

<http://thplink.tv/100003.html>



Read all the questions in this section. Re-read all or part of the selection then answer the questions.

1. Circle the correct answer. The crew built a:

pirate ship

tree house

fort

2. Circle the activities the friends did while they were at the lake.

swam

snorkeled

built a fort

fished

water skied

had a campfire

played pirates

went hunting

told ghost stories

went canoing

played basketball

ate marshmallows

3. Who took the boat fishing?

a. Liam's dad

b. Antonio's uncle

c. Liam's mom

d. Quincy's dad

5. The topic of this story is:

a. Antonio catches a big one

b. summer vacation

c. a tree fort adventure

d. campfire ghost stories

4. The vacation took place

a. during the last week of July

b. during the first two weeks of August

c. from July first to tenth

d. from July first to fourteenth

6. In the illustration, the frightened friends are probably looking at:

a. the ghost in the canoe

b. a big scary bear

c. Jackson telling the story

d. the moon and the stars



7. Why do you think the friends were happy when Liam's mom came out with a flashlight?

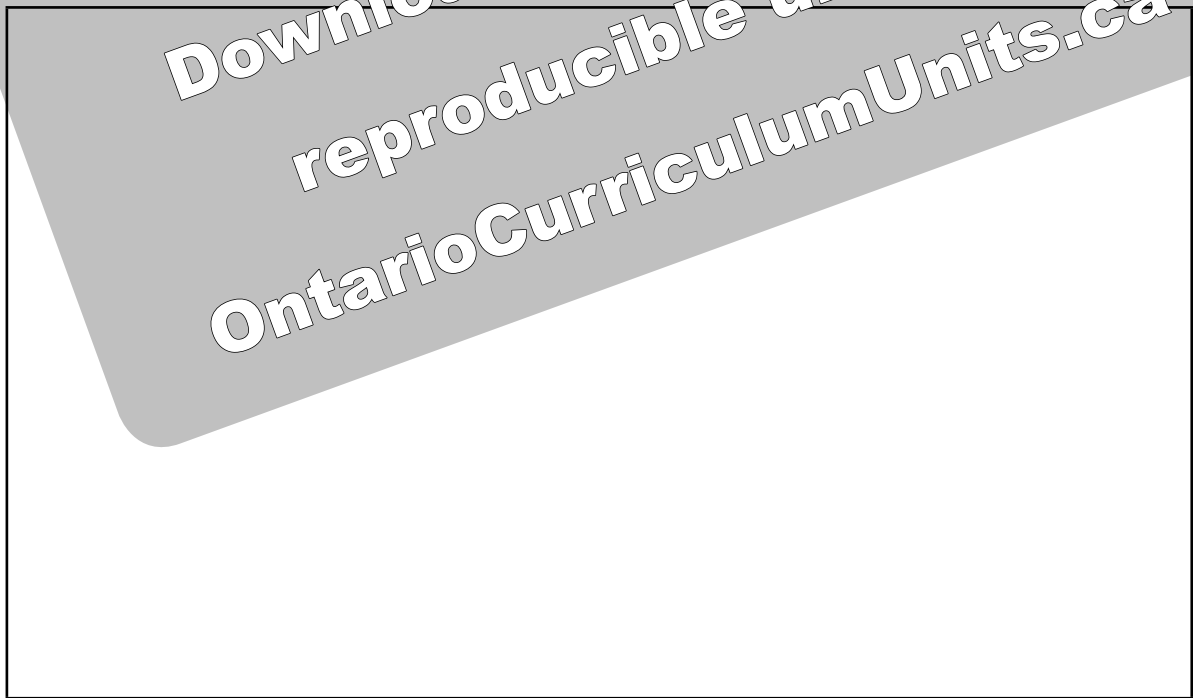
8. Think of a great time you spent with good friends or some cousins. Was it just overnight or for a few days? Tell who was there, where you were, some of the great things you did, and what you liked best about it.

9. In your opinion, is fishing a necessary or a good sport or a cruel way to cause fish pain and suffering? Give at least three reasons for your opinion.



10. Depending on the ghost story, listeners experience many different emotions. Some of these are nervous laughter, fear, tantalizing curiosity, spine-tingling shivers, and absolute terror. Think of the scariest story you ever heard. Summarize what happened. How did it make you feel?

11. The friends shared many great adventures during their vacation. In the box below, illustrate one of these. Use story details but you can also use your imagination.



Low Resolution Sample
Download the complete,
reproducible unit at
OntarioCurriculumUnits.ca





P

Prepare for Word Study


Word List

Theme Words

lake
swim
boat
fish
cabin
wick
campfire
beach

Pattern Words

list
rig
hic
vith
rich
clip



Low Resolution Sample
Download the complete,
reproducible unit at
OntarioCurriculumUnits.ca

Study Plan

Follow this plan. Read the first list word. Say it slowly. Then, close your eyes and picture the word in your mind. Finally, open your eyes and write the word. Repeat this until you can write each list word correctly.



U

nderstanding Words



1. The words below are written backwards. Find and circle each of these words in the story.

hsif

erifpmac

nibac

taob

miws

sdoow

ekal

hcaeb

2. For each word or phrase below, write a word that has the same meaning.

a. an area with many trees _____

b. a small house _____

c. slide _____

d. wealthy _____

e. an outdoor _____

f. hit _____

g. concealed _____

h. large pond _____

Low Resolution Sample
Download the complete,
reproducible unit at
OntarioCurriculumUnits.ca



10



2. Fill in the missing letters to complete the list words below.
Then write the whole word on the lines provided.

a. ___abi___ _____

b. ___a___pfi___e _____

c. s___i___ _____

d. b___ ___t _____

e. b___a___h _____

f. ___o___d___ _____

3. Many words have more than one meaning. Write two sentences for each of the words below. Use a different meaning in each sentence. Use a dictionary if needed.

a. Word: "fish"

i. _____

ii. _____

b. Word: "beach"

i. _____

ii. _____





U

nderstanding Word Patterns



Word Pattern: **short i**

1. Read these words with the sound of **short i** like **fish**.

list

hid

rich

clip

rig

with

slip

ump

Circle the **short i** in each word.

2. Add as many rhyming words as you can to the two words below. If your words rhyme, they have a **short i** sound.

SAMPLE
Low Resolution Sample
Download the complete,
reproducible unit at
OntarioCurriculumUnits.ca

ill



3. If you can write the word hid, you can write other words from that word family. Complete the lists for the other three word families.

id family

ig family

ip family

im family

hid _____

bid _____

lid _____

rid _____

4. The word **with** ends in the **th** sound. You can also hear the **th** sound at the beginning of **three**. The **th** is called a **digraph**. A **digraph** is two letters that are used to make one sound. Be careful. Underline the **th digraph** in the words that make one sound. Circle the word that does not have a **th digraph**.

filth

girth

math

anthill

wealth

cloth

breath

broth

mirth

5. Add the suffixes: **er** **ing** and **ed** to each of the following list words to make three new words. Remember to double the final letter before you add the suffixes.

slip _____

clip _____



Decode the mystery words. Study the finger spelling signs. Now write the code words on the lines below.



c



d



g



h



i



l



p



s



t



w



SAMPLE

Low Resolution Sample
Download the complete,
reproducible unit at
OntarioCurriculumUnits.ca



P

rocess Writing



Write a Ghost Story

Jackson told the story of the ghostly canoeist around the campfire. He scared Antonio, Quincy, and Liam. Write a ghost story to scare some of your friends or family.

Generate Ideas, Plan, and Organize

Complete the Story Web below in the form.

Low Resolution Sample

Story Web

Character

Setting

Download the complete, reproducible unit at OntarioCurriculumUnits.ca

Title

Problem to Solve

Solution



Write Your First Draft

Use your story web to guide you as you write.

SAMPLE

Low Resolution Sample

Download the complete,
reproducible unit at

OntarioCurriculumUnits.ca



SAMPLE

Low Resolution Sample

Download the complete,
reproducible unit at

OntarioCurriculumUnits.ca



Edit and Proofread

Edit and proofread with a partner, a small group, or your teacher.

The author reads each question below to the editor. The editor answers each, **yes** or **no**. The editor puts a check mark in either the **yes** or **no** box. Then the editor gives at least one idea explaining the box that was checked and makes suggestions for improvement if necessary.

Editing Checklist

1. Does the story have a good beginning, middle, and end? Yes No
2. Are my ideas clear and easy to understand? Yes No
3. Have I described the main characters well? Yes No
4. Did I describe the setting well? Yes No
5. Have I clearly stated the problem to be solved? Yes No
6. Did I tell how the characters solved the problem? Yes No
7. Have I used complete sentences? Yes No
8. Is my spelling and punctuation correct? Yes No



Publish and Share

Date: _____

Author: _____

Title: _____

SAMPLE

Low Resolution Sample
Download the complete,
reproducible unit at
OntarioCurriculumUnits.ca



SAMPLE

Low Resolution Sample

Download the complete,
reproducible unit at

OntarioCurriculumUnits.ca

